

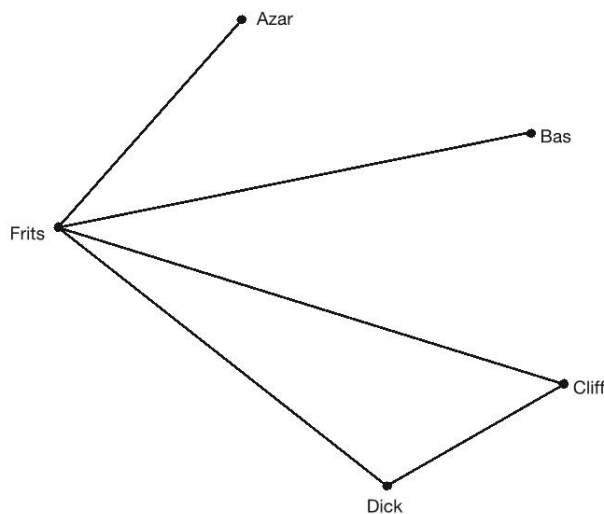
Figuren

blz 6 **V 4**

oude prijs	prijsverhoging	prijsverhoging in %	nieuwe prijs
€ 485	€ 38		
€ 1294	€ 97,85		
€ 16378	€ 694		
€ 178432		2,3%	

1 Statistiek en kans

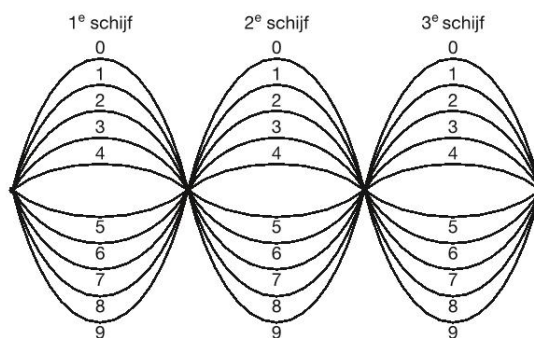
blz 11 **2**

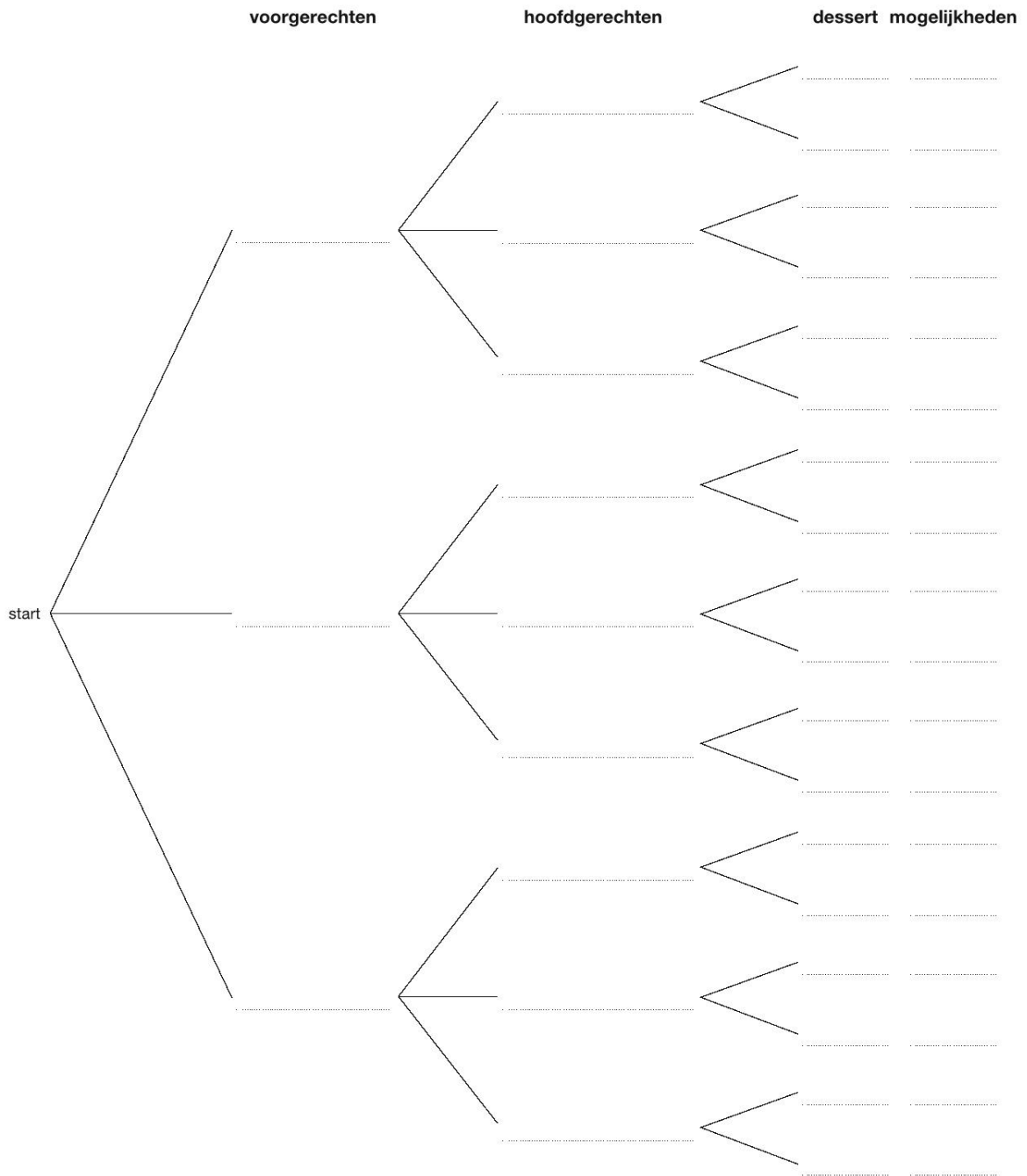


blz 11 **3**

	<i>A</i>	<i>B</i>	<i>C</i>	<i>D</i>	<i>E</i>
<i>A</i>					
<i>B</i>					
<i>C</i>					
<i>D</i>					
<i>E</i>					

blz 18 **14**

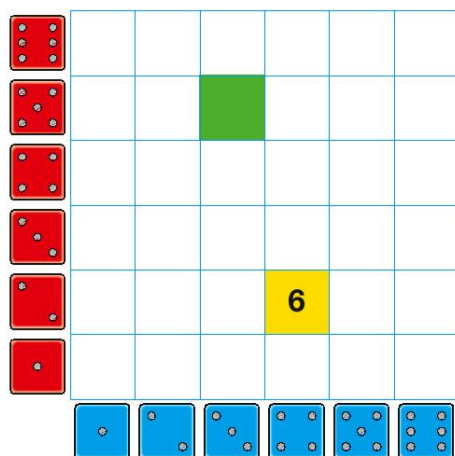
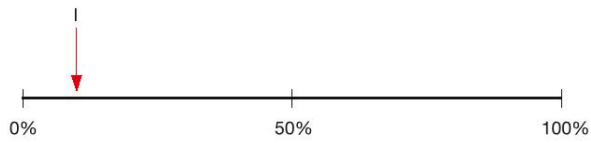
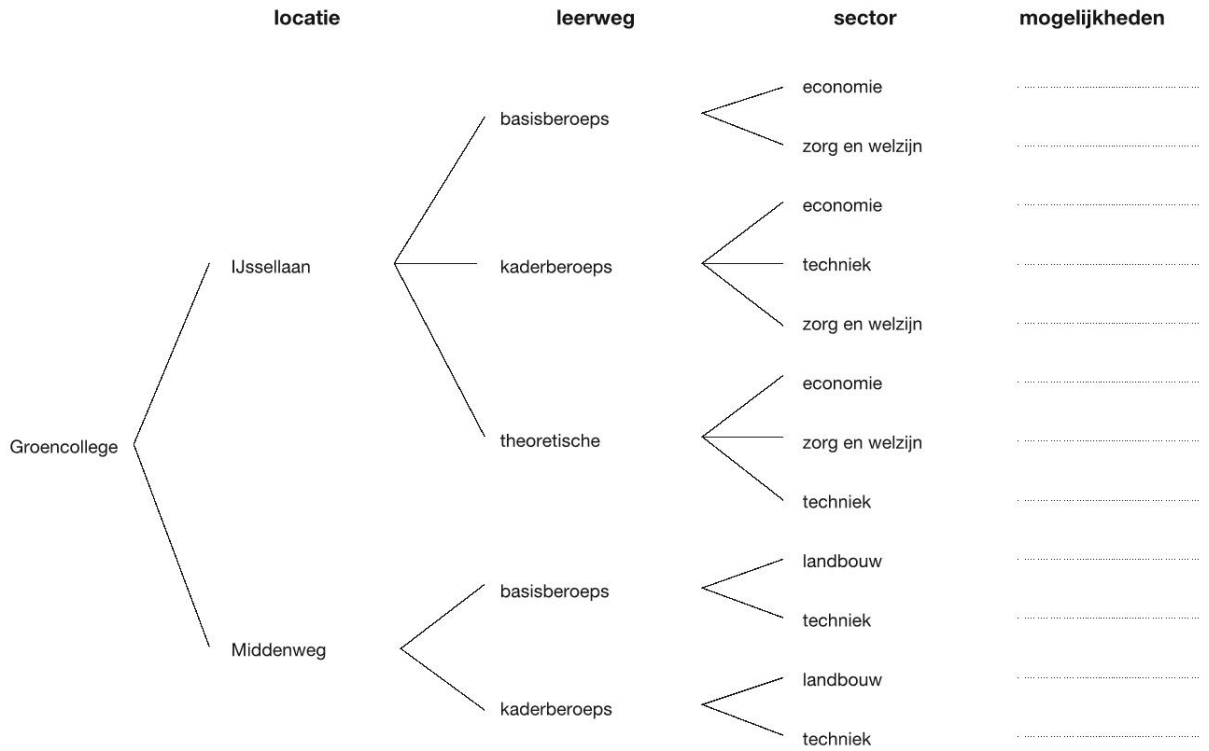




blz 21 **20** Zie volgende bladzijde.

blz 21 **21**

		UIT			
		3A	3B	3C	3D
THUIS	3A		3 – 1	0 – 2	2 – 2
	3B	4 – 1		1 – 1	1 – 5
	3C	1 – 3	0 – 4		3 – 1
	3D	2 – 0	2 – 3	0 – 0	



blz 26 **36**

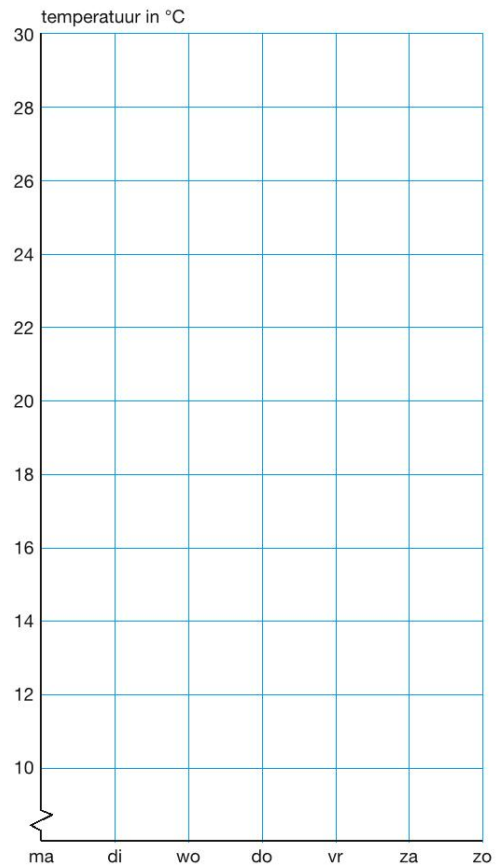
GOOIEN MET TWEE DOBBELSTENEN

aantal ogen	2	3	4	5	6	7	8	9	10	11	12	totaal
frequentie			3									36
kans in %	2,8		8,3									100

blz 31 **49**

week 26	max temp	min temp
ma	23,7 °C	15,3 °C
di	26,2 °C	17,1 °C
wo	19,4 °C	18,3 °C
do	28,5 °C	16,2 °C
vr	25,3 °C	14,1 °C
za	19,2 °C	12,7 °C
zo	18,4 °C	11,3 °C

MAXIMUM- EN MINIMUM-TEMPERATUREN WEEK 26

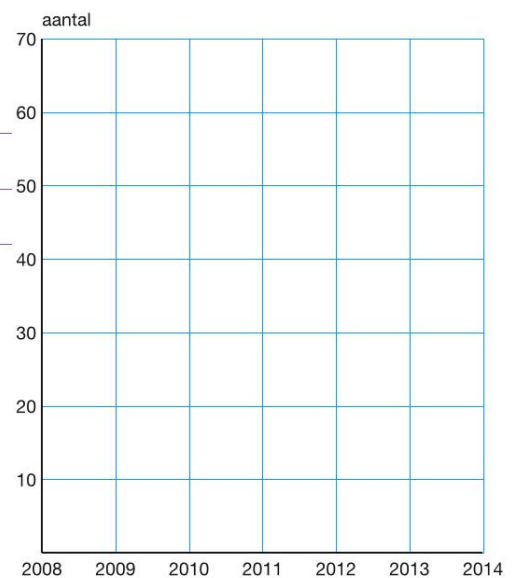


blz 33 **54**

WERKNEMERS ZIEZOO

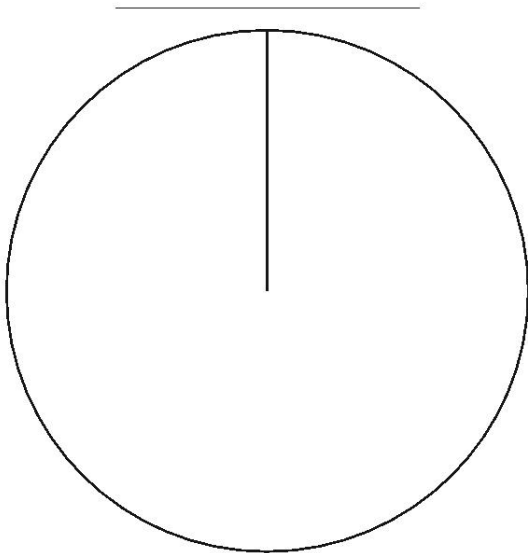
jaar	2008	2009	2010	2011	2012	2013	2014
vrouwen	21	27	30	32	39	45	43
mannen	26	24	22	18	16	24	18
totaal							

WERKNEMERS ZIEZOO

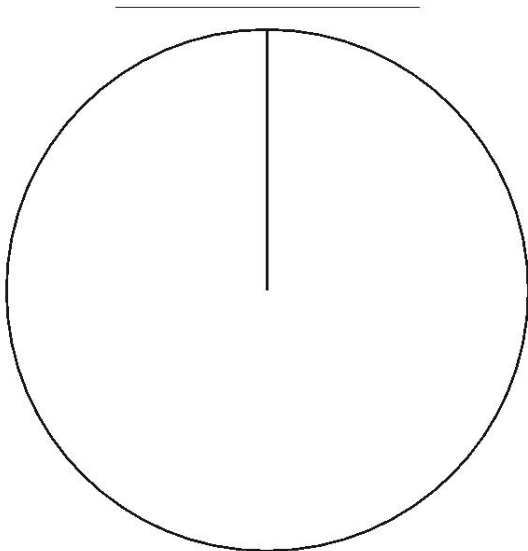


schoolsoort	vmbo	vmbo/havo	havo	havo/vwo	vwo	praktijk- onderwijs	totaal
aantal	384 913	68 637	185 335	71 545	220 818	27 669	
percentage							
sectorhoek							

× 3,6

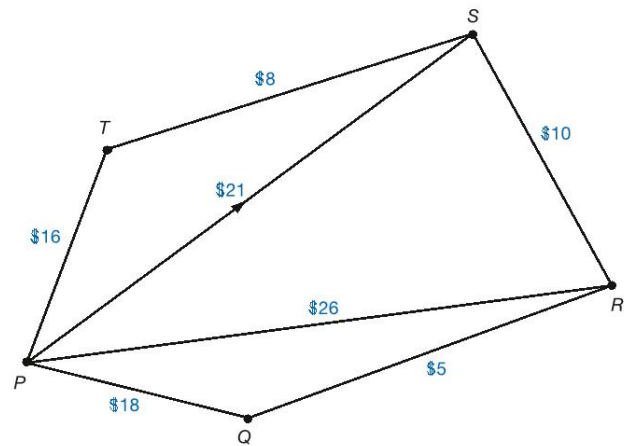


sector	landbouw	zorg en welzijn	economie	techniek	intersectorale programma's
aantal leerlingen	16 284	32 274	33 933	32 274	12 507
procenten					
graden					

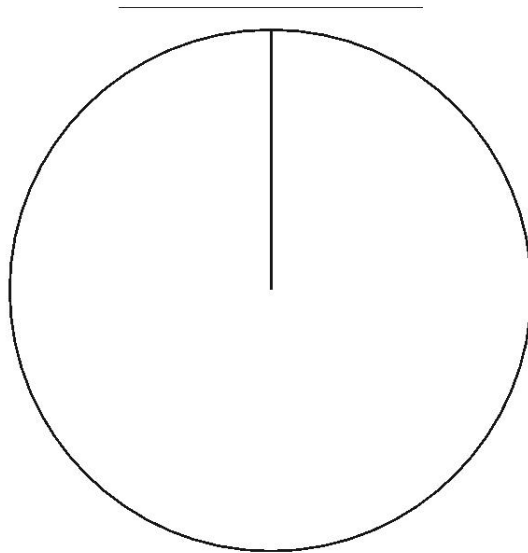


blz 49 **D 1**

		naar				
		<i>P</i>	<i>Q</i>	<i>R</i>	<i>S</i>	<i>T</i>
van	<i>P</i>					
	<i>Q</i>					
	<i>R</i>					
	<i>S</i>					
	<i>T</i>					



blz 51 **D 10**

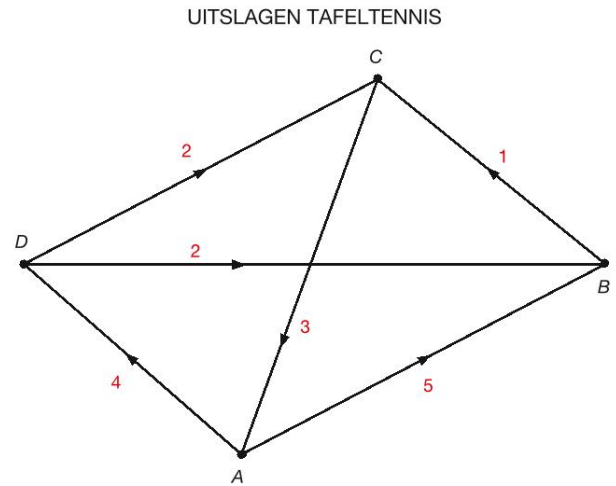


HUNZEDALCOLLEGE

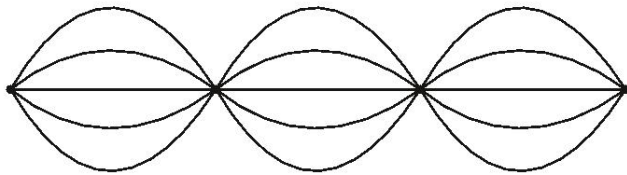
onderwijssoort	vmbo-B	vmbo-K	vmbo-GT	havo	vwo
aantal	285	314	427	428	346
procenten					
graden					

blz 52 **H 1** en **H 2**

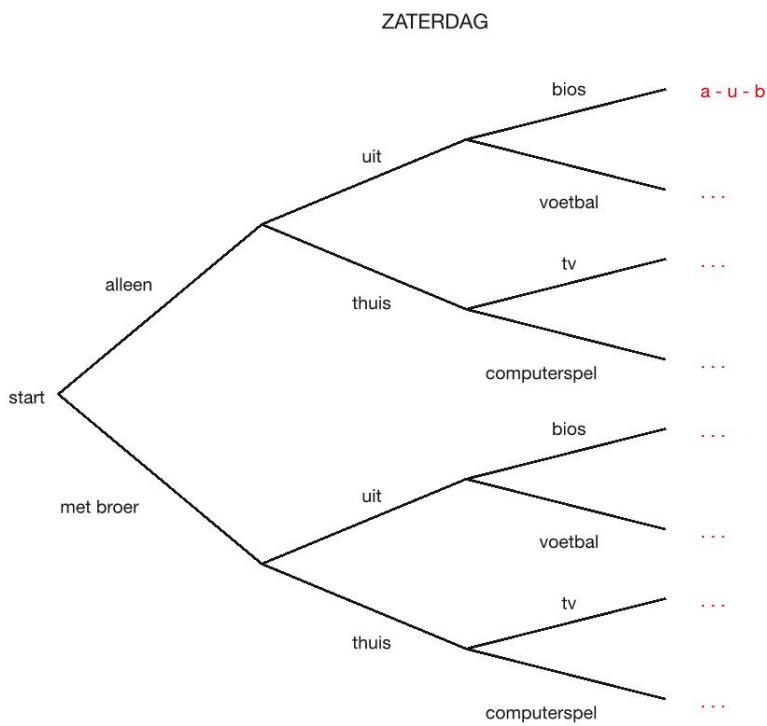
	aantal gewonnen wedstrijden	pluspunten	totaal
<i>A</i>			
<i>B</i>			
<i>C</i>			
<i>D</i>			



blz 53 **H 5**

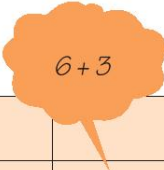


blz 54 **H 6**



blz 55 **H 11**

4						
3						9
2						
1						
	1	2	3	4	5	6

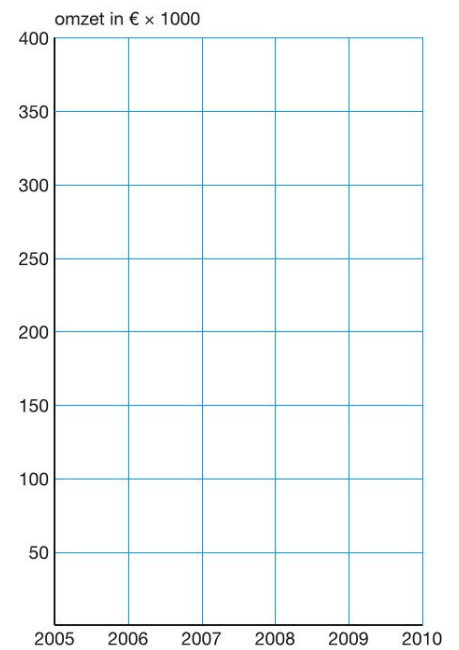


blz 55 **H 12**

JAARCIJFERS FIRMA DE BOER

jaar	2005	2006	2007	2008	2009	2010
omzet × 1000	240	280	320	370	305	230
kosten × 1000	170	205	210	240	235	180
winst × 1000						

JAARCIJFERS FIRMA DE BOER

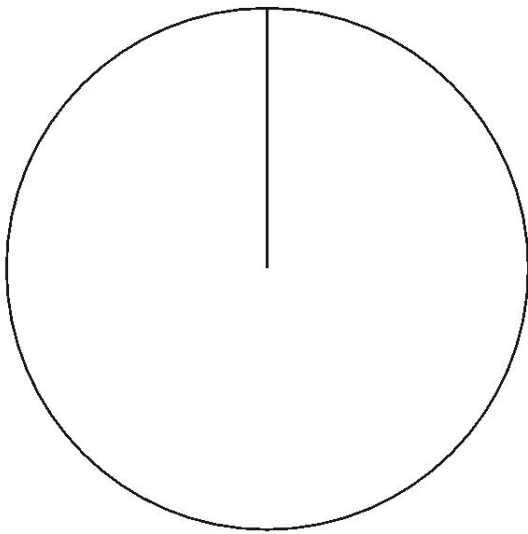


blz 56 **H 13**

VERKOOP DRANKJES

soort	cola	sinas	appelsap	jus d'orange	koffie	thee	totaal
aantal	145	92	87	230	104	142	800
percentage							100%
hoek							360°

blz 56 **H 13**



blz 56 **H 14**

25	39	22	45	36	32	44	23
36	43	17	51	28	53	36	28

.....

1	
2	5
3	
4	
5	

.....

.....

1	
2	5
3	
4	
5	

.....

blz 65 **V 4**

horizontaal

a $10^2 + 9^2$

c $(5^2 - 4^2) \times 11 + \sqrt{64}$

d $(\sqrt{81} + \sqrt{100}) \times (\sqrt{400} - 10)$

verticaal

b $10^4 + \sqrt{100} + 125 \times 10$

